






The Model Aerobatic Association
of South Africa

MAASA SPORTSMAN SCHEDULE (from January 2012)

General notes pertaining to Sportsman class: Schedule 8 minutes including three minutes to take-off.

S-01 Take-off sequence: Place the model aircraft on the runway, and take off. Soon after reaching a safe height, turn 90° toward the line defined by the upwind and downwind markers. When approximately over this line, turn 270° in the opposite direction for a downwind trim pass with the model aircraft upright. When approaching the downwind marker, perform a 180° turn, reversal, or other turn-around manoeuvre of the competitor's choice.

Judging notes:

-  Take-off sequence not followed zero points.
-  Model aircraft passes behind the judges line (zero line), zero points.
-  Score from zero to ten.

S-02 Square inside loop: Past centre line pull to a vertical up line and complete a square inside loop.

S-03 Half reverse cuban eight: Pull into a 45° up line, perform a ½ roll then pull through a 5/8 inside loop to recover upright.

S-04 Straight inverted flight with half rolls (5s): Before centre line ½ roll to level inverted flight, pause for approximately 5 seconds, then ½ roll to recover upright.

S-05 Half cuban eight: Pull into a 5/8 inside loop to a 45° down line, perform ½ roll, then pull to recover upright.

S-06 Two inside loops: On centre line pull up and complete two inside loops.

S-07 Humpty bump (pull, pull, pull) half roll up: Pull into a vertical up line, perform a ½ roll, pull through a half loop to a vertical down line, then pull to recover upright.

S-08 Two horizontal rolls: On a horizontal line, perform two full rolls on the centre line.

S-09 Stall turn half rolls up and down: Pull to a vertical up line and perform a 1/2 roll, followed by a stall turn. On the down line perform a 1/2 roll then pull to recover upright.

S-10 Cobra roll with half rolls: Before centre line pull up into 45° climbing path, ½ roll to inverted, on centre line pull through 90° to 45° down line, ½ roll to upright and pull to recover in level flight.






S-11 Immelman turn: Pull up and complete a half inside loop, then immediately perform a ½ roll to recover upright.

S-12 One outside loop: On centre push to complete one outside loop.

S-13 Split S (half roll, half loop from top): Perform a ½ roll, followed immediately by a half inside loop.

S-14 Landing sequence: After manoeuvre thirteen pilots performs 180° turn and fly to down wind marker followed by 180° turn onto runway. Landing scored from height of 2 metres.

Judging notes:

-  Model aircraft does not follow landing sequence, zero points.
-  If any landing gear leg retracts on landing, zero points.
-  If the model aircraft lands anywhere outside the landing zone, zero points.
-  Score from zero to ten.
-  Pilot may land into wind if wind direction changes during flight.